

REVISIONS:

REV.	REV. ISSUE
1	05/10/2022

2203

GATEWAY LUXURY APARTMENTS

LOCATED AT:

950 N POWERLINE ROAD,
POMPANO BEACH FL 33069

DORCOS LINZA & ASSOCIATES
1248 S ALHAMBRA CIRCLE
CORAL GABLES, FL 33146
(786) 554-9035
FAX 38052508

PABLO BURGOS ARCHITECT AR 0095929
CARLOS LANZA ARCHITECT AR 0016081
S LANZA ARCHITECTS AND ARE

THE ARCHITECTURAL DESIGN AND DEVELOPMENT FIRM, WILL BEGRANT A ROYALTY OF UNDER EIGHTEEN PERCENT ON THE INSTRUMENTS OF SERVICE NOT TO BE REPRODUCED IN WHOLE OR IN PARTS WITHOUT THE EXPRESS WRITTEN CONSENT OF THE SAME

**BURKUS
LANZA**
ARCHITECTS & PLANNERS
AA 26001519

COPYRIGHT © 2021 BURKUS, LANZA & ASSOCIATES
ALL RIGHTS RESERVED. NO PART OF THIS PUBLICATION MAY BE REPRODUCED OR
TRANSMITTED IN ANY FORM OR BY ANY MEANS, ELECTRONIC OR MECHANICAL,
INCLUDING PHOTOCOPYING, RECORDING, OR BY ANY INFORMATION STORAGE
AND RETRIEVAL SYSTEM, WITHOUT PERMISSION IN WRITING FROM BURKUS,
LANZA & ASSOCIATES.

ablo
urgos

ally signed by Pablo Burgos
n=Pablo Burgos, o=Burgos
a & Assoc., ou=AR95925,
l=pburgos@burgoslanza.co
=US
: 2022.05.11 17:15:05 -04'00'

11/09/21
CR
2203
AS-SHOWN

SECOND FLOOR LIFE

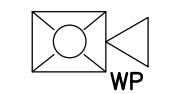
SALE 1/8" = 1' - 0"

AS 32

LEGEND:

1. CONNECT ALL EXIT SIGNS AND BATTERY PACKS IN EMERGENCY LIGHT FIXTURES AHEAD OF ANY LIGHTING CONTROL DEVICE FOR CONTINUOUS OPERATION OF THE BATTERY CHARGER.
2. MEANS OF EGRESS ILLUMINATION LEVEL, INCLUDING STAIRWELLS, SHALL NOT BE LESS THAN 1 FOOTCANDLE AT THE WALKING SURFACE AS REQUIRED BY FBC.

FIRE ALARM SYMBOL
LEGEND:



HORN/STROBE WALL MOUNTED WEATHER PROOF,
AT 80" AFF TO BOTTOM



PULL STATION AT 48" AFF TO CENTER


SYMBOL KEY


B	•	OCCUPANCY
2,500	•	SQUARE FOOTAGE (SQUARE FEET)
1:100	•	OCCUPANT LOAD FACTOR
25	•	NUMBER OF OCCUPANTS


43	STAIR OPENING CLEAR WIDTH
44	MAXIMUM CAPACITY (0.3)
44	ACTUAL CAPACITY


DIRECTION OF EGRESS AND
OCCUPANT LOAD

WALL TYPES:

 CONC. BLOCK W/ STUCCO FINISH EXTERIOR AND
5/8" GYP. BD ON 2X2 P.T FURRING

 NON RATED MTL. STUD PARTITION

 1-HOUR RATED MTL PARTITION

 1-HOUR RATED MTL PARTITION WITH CONC. FILLED STEEL COLUMN (PROVIDE MASTIC COATING ON EXPOSED -NON PROTECTED STRUCTURAL STEEL PLATES & BASE. APPLICATION PER MANUFACTURER SPECIFICATIONS).

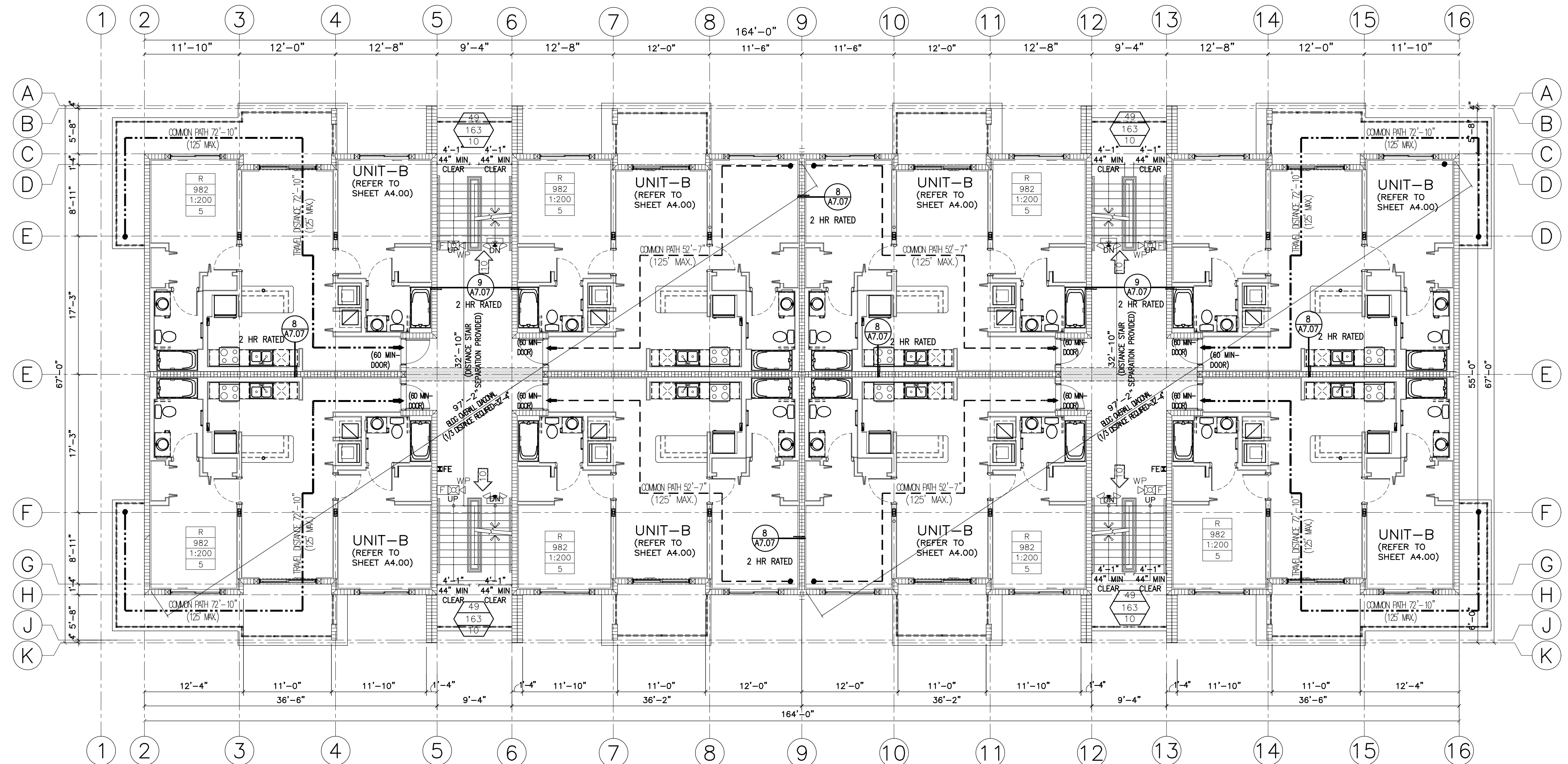
DOOR DESIGNATION
REFER TO DOOR SCHEDULE

WINDOW DESIGNATION
REFER TO WINDOW SCHEDULE

DROP SOFFITS G.W.B. SOFFIT AT 8'-4" (U.O.N) A.F.F.
WITHIN UNITS AND 8'-4" (U.O.N) A.F.F. BREEZEWAY
CORRIDOR, METAL FRAME. REFER TO DETAIL 22/A7.03

F.E. PROVIDE FIRE EXT. 2A 40BC TYPE (FIRE EXTINGUISHER TO COMPLY W/F.B.C. CHAPTER 36 F.F.P.C. 7.6.3.1 & N.F.P.A 10) MAXIMUM TRAVEL DISTANCE TO A FIRE EXTINGUISHER – 75 FT FOR ORDINARY HAZARD AREAS. FIRE EXTINGUISHERS SHOULD BE MOUNTED MINIMUM 4 INCHES AND MAXIMUM 5FT FROM FLOOR, IF FIRE EXTINGUISHER IS LESS THAN 40LB IN WEIGHT.

ALL INSULATION MATERIALS TO HAVE A FLAME SPREAD INDEX OF NOT MORE THAN 25 AND A SMOKE-DEVELOPED INDEX OF NOT MORE THAN 450. PER FBC 7th EDITION (2020), SECT 719.2



SECOND FLOOR PLAN - LIFE SAFETY - BUILDING #3

SCALE: $1/8" = 1'-0"$